


### DIGITAL I/O FIELD UNIT

- 8 digital inputs (potential free)
- 4 digital outputs (relays)
- DIN rail mounting possible
- 230 V AC mains power
- Programmable relay outputs safe state



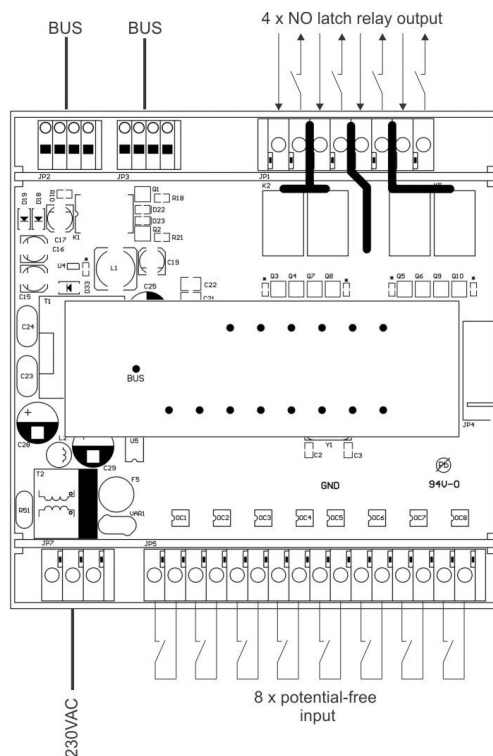
### TECHNICAL DATA

ELECTRICAL DATA	
Nominal voltage range	AC 100 ... 230 V 50/60 Hz
For wire sizing	2 VA
Power consumption from mains	1 W
Power consumption from bus	5 mW
Connecting	Power supply terminal 3 x 1.5 mm <sup>2</sup> wire 8 inputs terminal 2 x 8 x 1.5 mm <sup>2</sup> wire 4 outputs terminal 4 x 2 x 1.5 mm <sup>2</sup> wire Bus terminal 2 x 4 x 1.5 mm <sup>2</sup> wire
Wire stripping length	10 mm
Inputs	Potential free contacts, optically insulated
Output type	Latch relay
Output max load	Resistive: 0.2 A at 250 VAC, 2A at 30 VDC Inductive: 0.1 A at 250 VAC, 1A at 30 VDC
SAFETY	
Degree of protection	IP20
EMC	CE according to 2004/108/EC
Low-voltage-directive	CE according to 2006/95/EC
Ambient humidity range	IEC 60730-1 max. 95 %
Ambient temperature range	-20 ... +60 °C
Non-operating temperature	-40 ... +85 °C
Maintenance	Maintenance-free
DIMENSIONS / WEIGHT	
Dimensions	137 x 127 x 50 mm
Weight	450 g

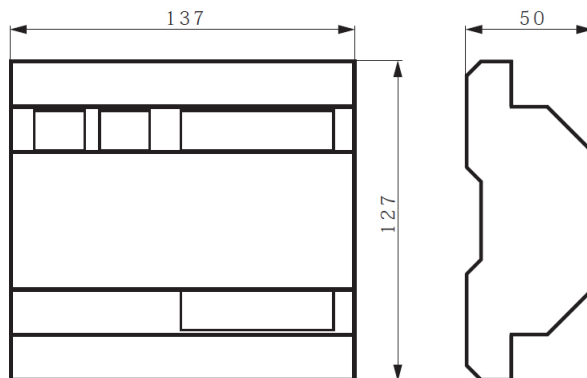
### PRODUCT FEATURES

8 digital inputs, 4 digital outputs	ZENiX DI8DO4 has 8 digital inputs and 4 digital outputs (12 elements). It is mountable on DIN rail. Inputs are potential free contacts. Outputs are NO relay contacts. The unit is connected to the ZENiX controller via a 4 wire bus communication.
Predefined address	Each unit has a predefined address, no addressing required.
Work without 230 V	ZENiX DI8DO4 unit is able to work without 230 V, but then it is only sending information about its power supply condition and is not able to turn on/off the outputs or read inputs.
Outputs safe state	Relay outputs will go into preprogrammed safe state if communication is lost for more than 10s or around 1s after loss of external power. Possible safe states are CLOSE, OPEN and STAY.

## WIRING AND RESOURCES



## DIMENSIONS AND MOUNTING



## SAFETY NOTES



- The device is not allowed to be used outside the specified field of application, especially in aircraft or in any other airborne means of transport.
- Caution: Power supply voltage!
- It may only be installed by suitably trained personnel. Any legal regulations or regulations issued by authorities must be observed during assembly.
- The device may only be opened at the manufacturer's site. It does not contain any parts that can be replaced or repaired by the user.
- The device contains electrical and electronic components and is not allowed to be disposed of as household refuse. All locally valid regulations and requirements must be observed.

If the product is manipulated in any other way than described, Rf-Technologies will decline any responsibility and the guarantee will immediately expire!

